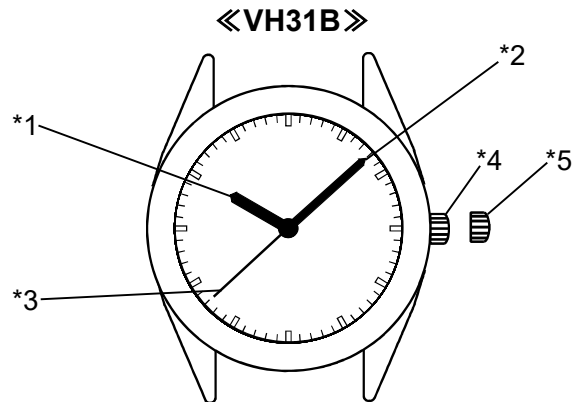
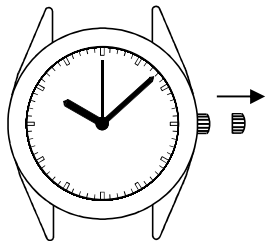


DISPLAY AND CROWN OPERATION**Note:**

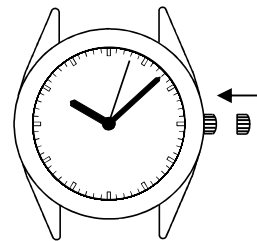
*1: Hour hand
*2: Minute hand

*3: Second hand
*4: Crown at normal position

*5: First click
•Time setting

TIME SETTING

1. Pull out the crown to the first click when the second hand is at the 12 O'clock position.



2. Push the crown back into the normal position in signal.

Turn the crown to set the hour and minute hands to the time.